

# „... und jetzt alle!": Basteltipp zu Pfingsten

## Faltanleitung für eine „Origami (Friedens)Taube

(Quelle: [www.besserBasteln.de](http://www.besserBasteln.de))

Material: quadratisches (farbiges) Blatt Papier | Anforderungsstufe: leicht | Zeitaufwand: ein paar Minuten

1.



2.




3.



4.



5.




6.



7.



8.




9.




10.



11.



12.



13.



14.



15.



16.




17.




18.



19.




20.



21.




22.



23.



24.



25.



26.



27.



28.



29.



30.



31.

